

Columbo RBA Deck



Manufacturer: Columbo Vape Ltd.

Product Code: CORB-01

Availability: In Stock

Weight: 9.50g

Price: ~~€30.99~~ €27.89

Short Description

A top quality and robust RBA deck, designed and manufactured with much emphasis in detail to ensure **convenient and easy setup and use, spit-back minimization and current insulation.**

Description

Columbo RBA Deck has been rigorously designed and manufactured to offer you a superior vaping experience with multiple benefits in its setup and use.

Convenience and ease in setup and use

The space within the RBA deck is fairly big with two positive consequences: on one hand, it gets easier to place the resistance coil and complete its setup; on the other hand, it gives the option to place bigger coils.

The resistance coil is set up to the allen hex screws with ease and high stability. When you cut the edge of the resistance coil (either by clipping it or twisting it), the screws stay tight and don't come loose forcing you to re-tight them (a frustration that is often experienced with average vaping devices).

The cotton doesn't need to be cut with high accuracy (which is commonly required with

average vaping devices where, if not cut with high accuracy, cotton is not soaked well resulting in leakages and dry hits).

The notches on the surface of the RBA deck top help screwing it more easily without slips.

Columbo RBA deck is compatible to Kangertech sub-tank mini.

Spit-back minimization

The conical shape of the RBA top minimizes the spit-back (note: spit-back is another frustration experienced with average vaping devices; it happens when e-liquid is excessively concentrated in the cotton and while firing and start of inhaling, there is no time to get vaporized; as a result, it is thrown back to the lips and mouth of the vaper).

Current insulation

The center pole and pin are insulated by peek material ensuring current insulation.

Top-quality robust structure

Columbo RBA Deck is a top-quality robust structure, designed and manufactured with much emphasis in detail.

Packaging contents:

- RBA Atomizer (1)
- Set of spare silicone O-rings (1)
- User manual

Special Description

Columbo RBA Deck is a **top quality robust structure**, designed and manufactured with much emphasis in detail to ensure **convenient and easy setup and use, spit-back minimization** and **current insulation**. With Columbo RBA Deck you don't have to worry about re-tightening screws, leakages, dry hits and spit-backs, which are common frustrations with average vape devices.

Specifications

On the bottom of the atomizer, there is the common 510 type threaded connector.

The materials are certified and of top quality; they are selected based on the best functionality in accordance with the premium build quality. All metal parts are made of stainless steel food-grade AISI 304L SS.

All insulations are made from peek with excellent mechanical and electrical insulation properties.

O' rings are made from silicone.

- Diameter: 14mm
- Height: 23.3mm
- Net weight: 9.5gr (without resistance)

Packaging content

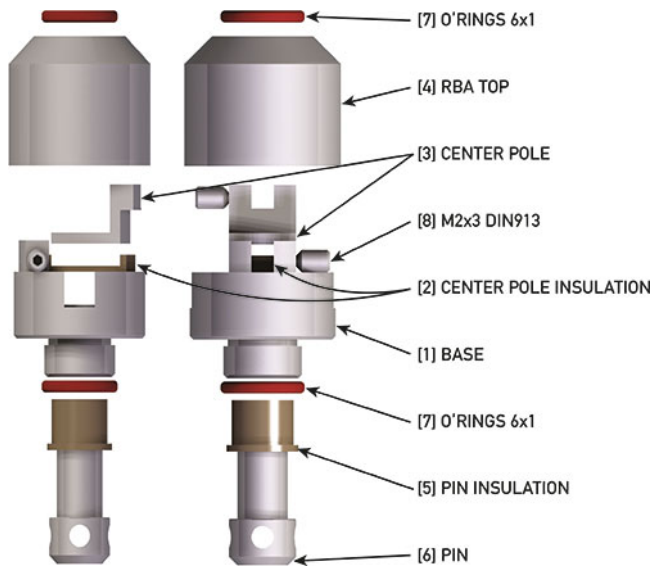
- RBA Atomizer (1)
- Set of spare silicone O-rings (1)
- User manual

Manual

[Download manual in English](#) [Download manual in Greek](#)

Columbo RBA deck has been rigorously designed to offer you a superior vaping experience with an easy set-up and smooth use, making it a great product even for the non-experienced vapers.

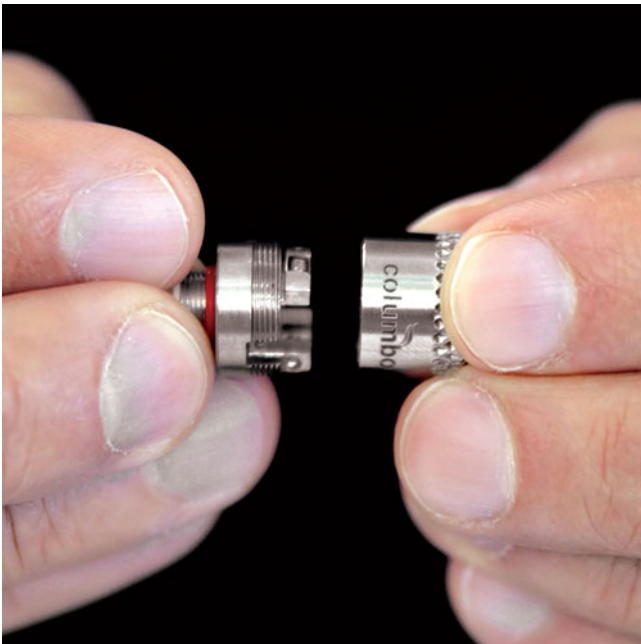
To enjoy the benefits of the Columbo RBA deck at maximum, please read through this manual for proper use and care.



How to set up

Columbo RBA Deck setup is easy and completed as following:


Step 1: Unscrew the RBA top (4) from the RBA base (1).




Step 2: Place the resistance coil in the RBA and fasten the socket screws (8).



Step 3: Pass the cotton wick through the coil wire.



Step 4: Cut the organic cotton to the length as shown in the photo.



Step 5: Insert the cotton into the RBA base on both sides, by using a screwdriver.



Step 6: Saturate the cotton with the preferred e-liquid.



Step 7: Place back the RBA (4) top by screwing down to the base (1).



Step 8: Place the RBA into the atomizer and fill up with the preferred e-liquid.

How to clean / maintain

- Disassemble the parts of the Columbo RBA Deck atomizer (RBA top, base, pole, socket screws, pin, peek insulations resistance wire, o’rings).
- Clean the surfaces of the parts with a dry or slightly wet cloth. You can slightly wet the cloth with clean lukewarm water; you may even immerse any parts in clean lukewarm water and dry them with a clean cloth afterwards.
- For the cleaning of the holes and/or internal surfaces, you can use cotton wool or cotton buds.
- Only for the cleaning of stainless steel parts, you can wet the cotton wool or cotton buds with alcohol.

Cautions

Cautions for use:

- After filling up the tank with liquid, wait for 2 minutes before use to allow the liquid being absorbed into the atomizer chamber.
- The cotton should always be saturated in liquid before firing your mod. Otherwise, you will experience burning taste.

Cautions when cleaning:

- Alcohol may be used only for the cleaning of the stainless steel parts.
- Make sure all parts are completely dry before use, especially those ones cleaned

by alcohol. This requires leaving the parts for some time after the cleaning to allow them dry.

General cautions:

BEFORE USING THE ATOMIZER PLEASE READ THE FOLLOWING:

The atomizer is for vaping only, do not use for other purposes.

- Use liquids intended for vaping only.
- After setting up the RBA, check carefully for short circuits. Danger by using shorted atomizer on unprotected battery mod.
- Instructions for storage: Keep out of reach of children and pets.

WARNING: This product is not recommended for use by young people or non smokers. It is sold purely for recreational purposes; it is not a smoking cessation product and has not been tested as such.

HEALTH WARNING: This product may be used with liquids containing nicotine which is a highly addictive substance. It is not suitable for persons under the age of 18, women who are pregnant or breast-feeding, for persons with a high risk for heart disease, high blood pressure or diabetes, or for people taking medicines for asthma.

WARRANTY: Columbo RBA Deck atomizer come with a 2-years warranty. For the warranty terms and conditions, please visit the link <https://columbovape.com/customer-care/warranty-terms-conditions>. To validate your warranty, it is necessary that you register online your product following the product registration process at our website, through the link <https://columbovape.com/customer-care/product-registration>.

Product Gallery

